

Sch

Detailed description: This block shows the first row of the word 'Sch' in large, light green, rounded letters. The letter 'S' has a single arrow starting at the top right and curving counter-clockwise. The letter 'c' has an arrow starting at the top right and curving counter-clockwise. The letter 'h' has three arrows: '1' is a vertical line pointing down from the top; '2' is a vertical line pointing up from the bottom; '3' is a curved arrow starting from the top of the stem, curving over the hump and down to the right.

Sch

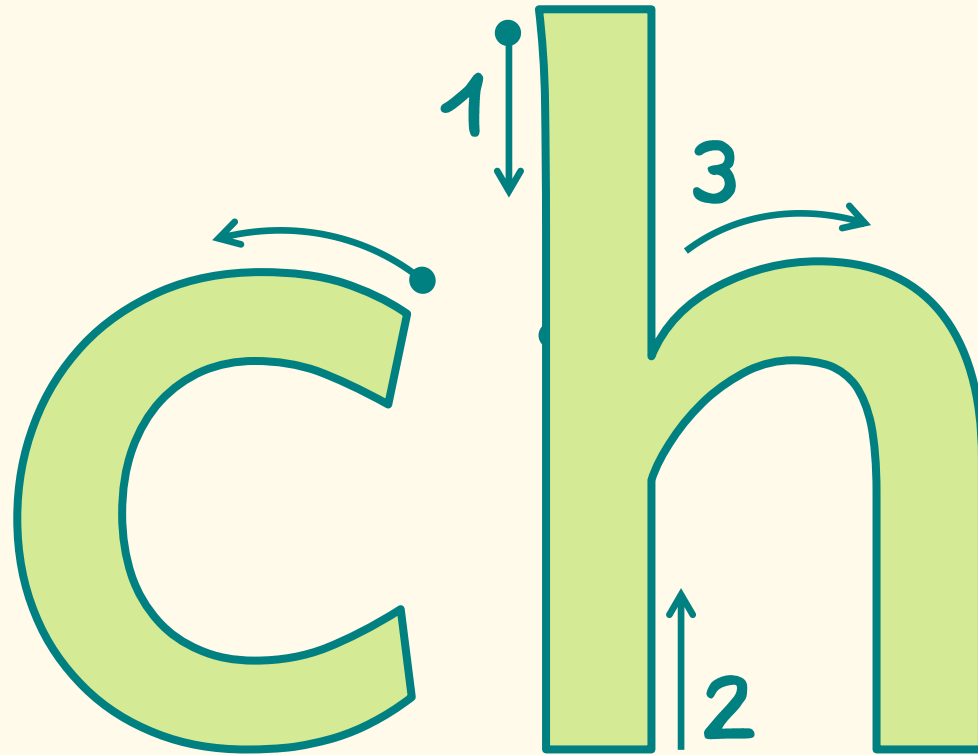
Detailed description: This block shows the second row of the word 'Sch' in smaller, light green, rounded letters. The letter 'S' has a single arrow starting at the top right and curving counter-clockwise. The letter 'c' has an arrow starting at the top right and curving counter-clockwise. The letter 'h' has three arrows: '1' is a vertical line pointing down from the top; '2' is a vertical line pointing up from the bottom; '3' is a curved arrow starting from the top of the stem, curving over the hump and down to the right.


Sch

Detailed description: This block shows the first row of the word 'Sch' in a large, light green font. The letter 'S' has a single arrow starting at the top right and curving counter-clockwise. The letter 'c' has an arrow starting at the top right and curving counter-clockwise. The letter 'h' has three arrows: '1' is a vertical line pointing down from the top, '2' is a vertical line pointing up from the bottom, and '3' is a curved line starting from the top of the stem, arching over the hump, and pointing right.


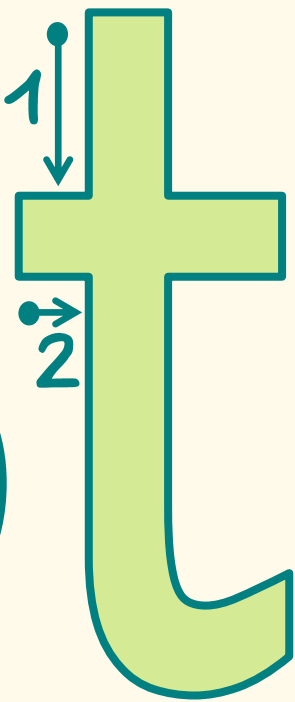
Sch

Detailed description: This block shows the second row of the word 'Sch' in a smaller, light green font. The letter 'S' has a single arrow starting at the top right and curving counter-clockwise. The letter 'c' has an arrow starting at the top right and curving counter-clockwise. The letter 'h' has three arrows: '1' is a vertical line pointing down from the top, '2' is a vertical line pointing up from the bottom, and '3' is a curved line starting from the top of the stem, arching over the hump, and pointing right.

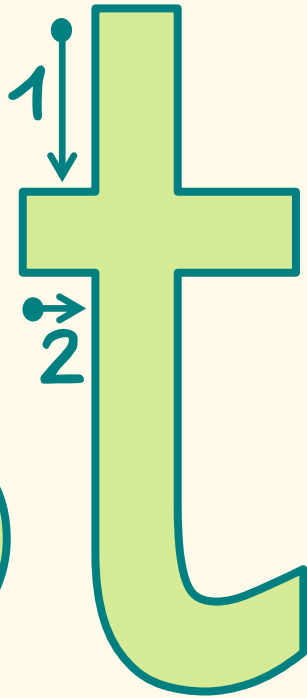





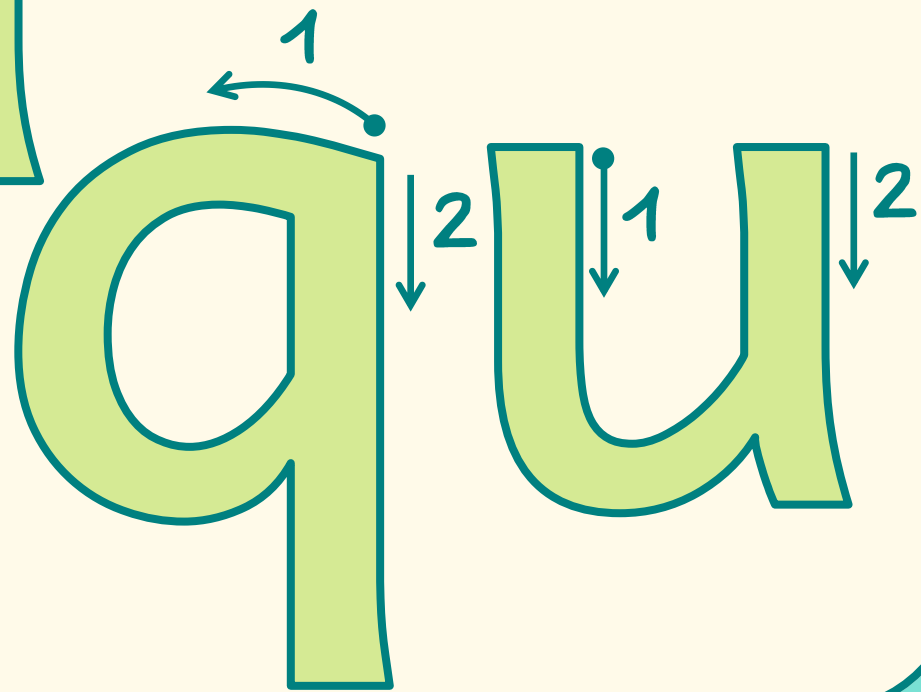

St

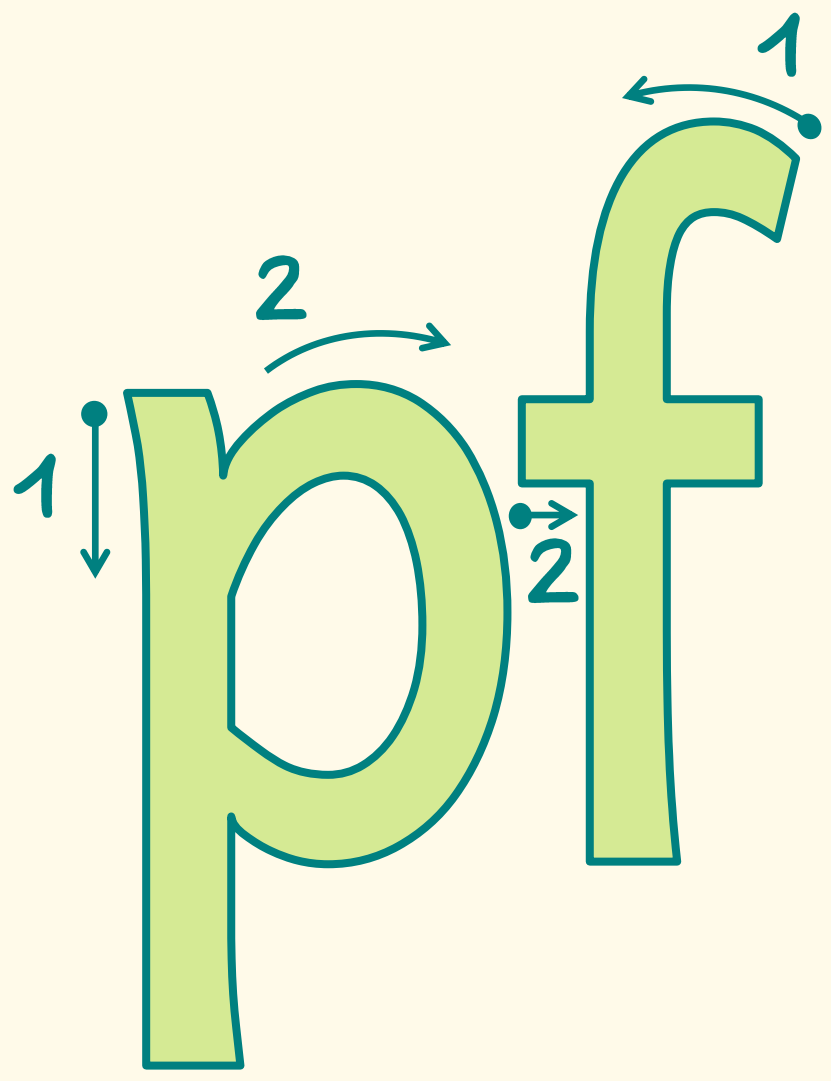
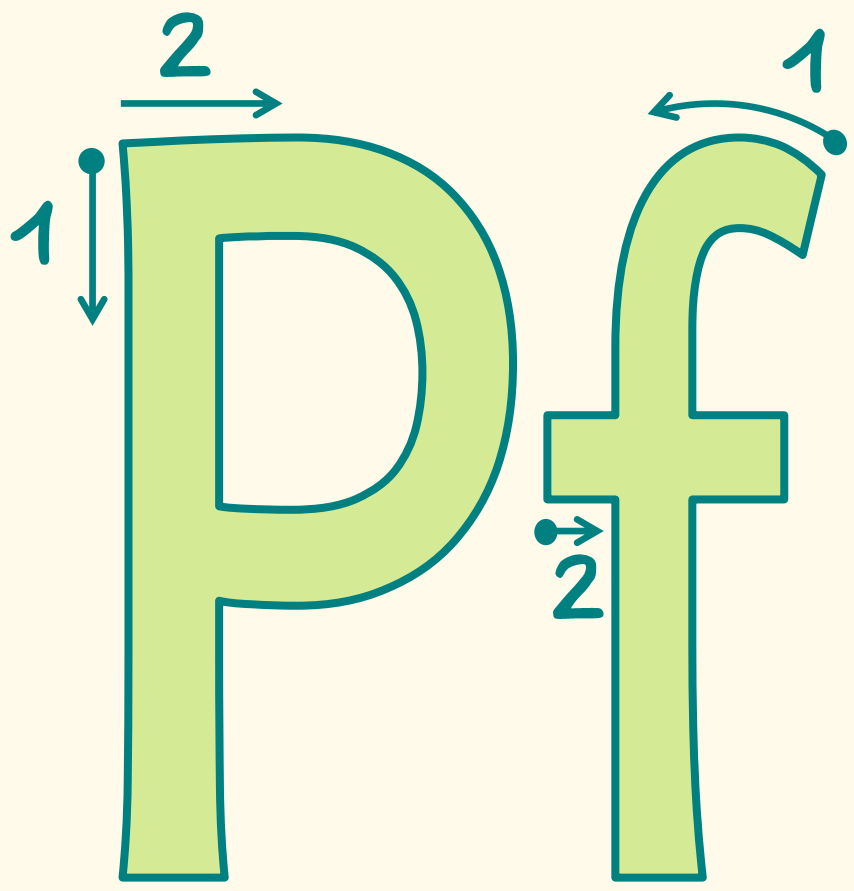


st











Dieses Material stammt von www.fraulocke-grundschultante.de (Nicole Trapp)

Schriften: Frau Locke Druck, Frau Locke Hand, Gruschudru Basic von Florian Emrich

Hintergrund: www.mycutegraphics.com

Hinweis:

Du darfst das vorliegende Material **für deinen Unterricht** verwenden. Du darfst es nicht gewerblich nutzen und du darfst es nicht über soziale Netzwerke, Dropbox und ähnliche Dienste verbreiten und weitergeben. Damit verletzt du das Urheberrecht.

Wenn du einen solchen Verstoß bemerkst, melde ihn bitte an: mail@fraulocke-grundschultante.de

Ich freue mich sehr über Kommentare unter dem jeweiligen Beitrag oder im Gästebuch meiner Seite. Du kannst mich auch gerne auf Instagram verlinken: [fraulocke_grundschultante](https://www.instagram.com/fraulocke_grundschultante).

Viel Spaß mit dem Material!